



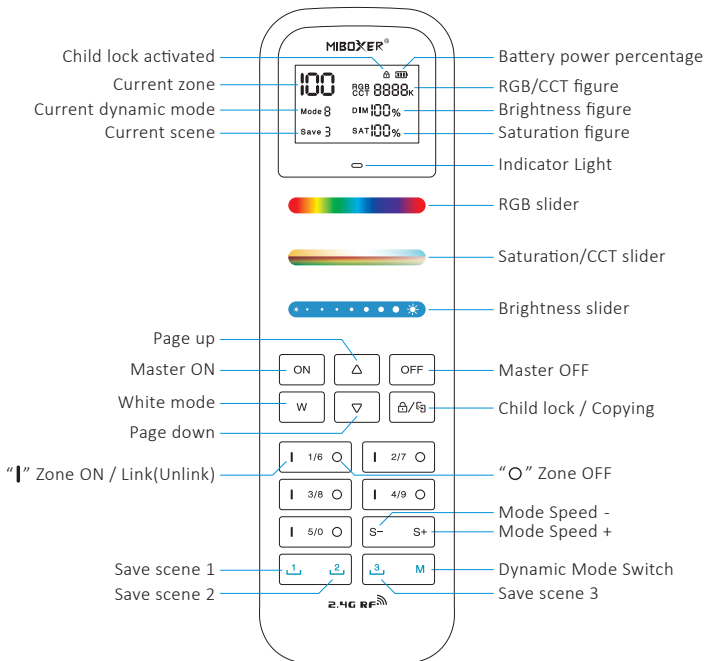
100-Zone RGB+CCT Remote

Model No.: FUT100

1. Features

100 zones remote have LCD which can display dimming figure on the screen. There is new copying function, copying the linked remote and control lights directly without new pairing process. Remote adopt world-wide used 2.4GHz frequency, GFSK control method, with the features of low power consumption, long distance transmitting, strong anti-interference and fast communication rate. can control specified Mi-Light / MiBoxer smart light, Adjustable light color, color temperature, saturation, brightness.

2. Products Key Diagram

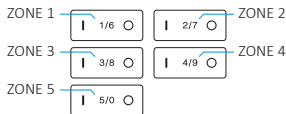


Turning page: 5 zones in each page, page 1 is 1-5 zones, page 2 is 6-10 zones....page 20 is 96-100 zones

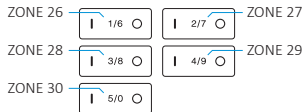
△ Short press to page up; long press to turn page quickly

▽ Short press to page down; long press to turn page quickly

Example 1: current in page 1, button related zones



Example 2: current in page 6, button related zones



Touch the slider to adjust light colors.

Under white light mode, adjust light color temperature;
Under color light mode, adjust color saturation.

Slide the brightness slider to adjust light the brightness.

Short press switch to white light mode.

Short press: Master On
Long press: get max brightness for all zones

Short press: Master Off
Long press: get night light mode for all zones

Long press 3 seconds to lock up/down (Attention: only "ON" / "OFF" / "1" / "0" will work after locking up).
Short press 5 times quickly to copy linking code. (review next page to get more details)

Short press: turn on current zone
Long press: get max brightness for current zone

Short press: turn off current zone
Long press: get night light mode for current zone

Short press dynamic mode switch

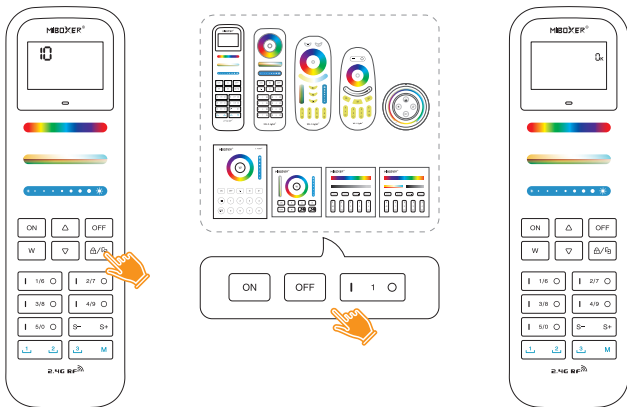
When in dynamic mode: short press, speed up dynamic mode;
When in static mode: long press, turn off light after countdown 10min (Countdown is activated once the light flashes one time).

- When in dynamic mode: short press, speed down dynamic mode;
When in static mode: long press, turn off light after countdown 60s (Countdown is activated once the light flashes one time).

- Save scene 1 ~ scene 3
Short press: scene activated
Long press 3 seconds: save current color or dynamic mode (saved successfully once light flashes one time slowly)

3. Copying instruction

- It can copy one remote quickly, two remotes have same ID and function once copying is done.
- Copying linked remote and control light directly without linking process
- Only support to copy one 2.4G remote (the old one will be replaced if copying is done again)



1. Short press “ON” 5 times quickly to enter into copying mode, LCD screen display “countdown 10 seconds”

2. Short press “ON” or “OFF” button from 2.4G series remote within 10 seconds

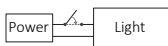
3. Copying is done once LCD screen display “OK”

Dismissed copying: short press “ON” 10 times quickly, dismissed successfully once “00” on screen flashes 3 times

4. Linking Code / Unlinking Code Instructions

Attention: the light must be paired with remote control.

Linking Code Instructions



1

Switch off light, after 10 seconds then switch on again.

Link / Unlink
button



2

Short press " I " button 3 times within 3 seconds when light on.



3

Lights blink 3 times slowly means linking is done successfully.



Linking failed if light is not blinking slowly, Please follow above steps again.
(Note: Light that have linked can't link again)

Unlinking Code Instructions



1

Switch off light, after 10 seconds then switch on again.

Link / Unlink
button



2

Short press " I " button 5 times within 3 seconds when light on.



3

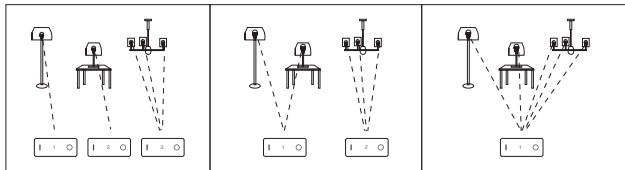
Lights blink 10 times quickly means unlinking is done successfully.



Unlinking failed if light is not blinking quickly, Please follow above steps again.
(Note: Light haven't linked that don't need to unlink)

5. Group control instruction

Pairing lights into different groups, dim and control light flexibly
Group control solution: Press "I" firstly and dim, example as below.



Attention:

1. Countless lights can be added into each zone.
2. One light only can be paired with one sub zone from anyone remote.

6. Attention

1. This remote only support Mi-Light / Miboxer 2.4G product series, kindly review light instruction to check compatibility.
2. In the using of the remote, if the indicated lamp blinking quickly, Please change the battery in time. Please don't use poor quality battery to avoid the leaking of battery liquid to damage the remote.
3. The remote is accurate electronics, don't use it in humid or high temperature area, When not in use for a long time, remove battery and keep it in dry or free static electricity environment.
4. Please don't use the remote on the wide-range metal or strong electromagnetic wave area, otherwise, it will badly affect the controlling distance.



Made in China