

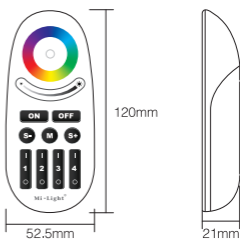
FUT-37R Touch screen RGBW remote control

Product Features

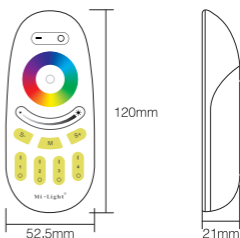
This manual describes two types of RGBW remote controls used for our RGBW product. Both of them have same functions but different design. Each remote control can control the led lights up to four different zones, change the color, dim/brighten the lights, warm/cool white, different programs. In this manual.

Technical Parameters

Product Name: RGBW remote control with buttons
 Model No.: FUT095
 Voltage: 3V(AAA * 2PCS)
 Transmission Frequency: 2.4GHz
 Modulation Method: GFSK
 Transmitting Power: 6dBm
 Standby Power Consumption: 20uA
 Control Distance: 30m
 Size: 52.5*21*120mm

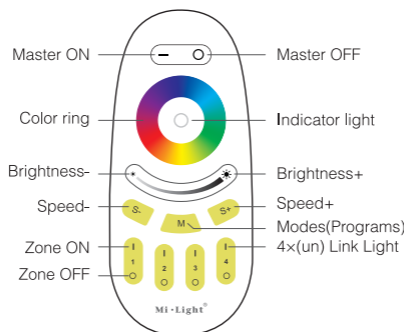
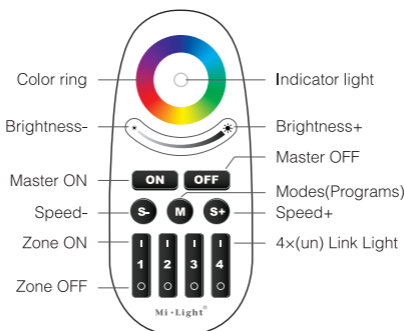


Product Name: Touch screen RGBW remote control
 Model No.: **FUT-37R**
 Voltage: 3V(AAA * 2PCS)
 Transmission Frequency: 2.4GHz
 Modulation Method: GFSK
 Transmitting Power: 6dBm
 Standby Power Consumption: 20uA
 Control Distance: 30m
 Size: 52.5*21*120mm



Products Key Diagram

Remark: Hold "I" to get white mode. Under white mode, press 'S-' to get warm white, press 'S+' to get cool white. Under color mode, press 'S+/S-' for saturation control. When press 'M', S+/S- can adjust the speed of the dynamic modes. To dim all RGBW lights at once or change the color, first press "Master ON". to do this with individual lights, first press "Zone ON". secondly, choose the color or brightness according to the color ring or brightness ring.



FUT-37R

Linking&Unlinking

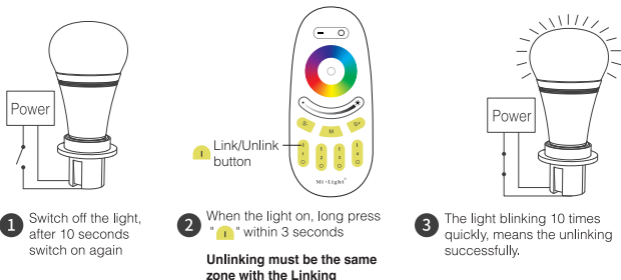
Remark: The light can be working after linking with the remote controller.

Linking Instructions



! If the light not blink slowly, the linking failed, Pls switch off the light again, and follow the above steps again.

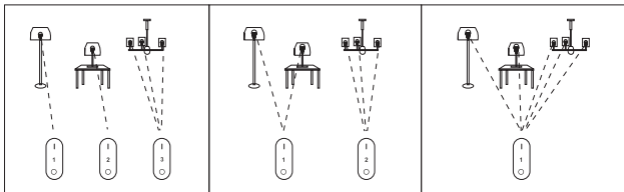
Unlinking Instructions



! If the light not blink quickly, the unlink failed, pls switch off the light again, and follow the above steps to unlink again.

Grouping of several lights

You can add an endless numbers of lights to a zone on the 4 channel remote by linking the lights to different zones. This way you are completely flexible in creating different group combinations. Below you can see some grouping examples.



Remark:

1. The user can re-programme freely as needed. One remote can control countless lamps or controllers, but one lamp or controller can only be controlled by four remotes (Max).
2. Please check the battery installation and controller (totally discharge the power), when you programme after switching off and switching on.

Attention

1. This remote controller only control specified Mi-Light products; not all Mi-Light series can work on this remote controller.
2. In the using of the remote, if the indicated lamp blinking quickly, pls change the battery in time. Pls don't use poor quality battery to avoid the leaking of battery liquid to damage the remote controller.
3. Please keep your finger off the touch ring when installing the batteries, to improve its sensitivity, and use the remote (3 seconds later) after the batteries are installed. Please reinstall the batteries, if the fouch ring is found low-sensitivity.
4. This 2.4GHz remote control system is precise electronic product; don't use it in humid, high temperature, dust and high voltage environment; Saving it at indoor, dry and no static electricity environment.
5. Pls don't use the remote controller on the wide-range metal or strong electromagnetic wave area, otherwise, it will badly affect the controlling distance.